



bicon[®]
D E N T A L I M P L A N T S



Enjoy the confidence
of a beautiful smile

bicon®

D E N T A L I M P L A N T S

For decades, dentists have been offering patients the benefits of dental implants. Unlike traditional treatments of crowns, bridges, root canals and dentures, dental implants can offer a permanent solution for your missing teeth.

Since 1985, **The Bicon Dental Implant System** has offered dentists the ability to provide secure and beautiful implant restorations that can look, feel, and function like natural teeth.

We invite you to read this brochure to learn more about implant restorations and to view the various options available for your needs.









You can improve your *Quality of life*

► IMPROVE YOUR APPEARANCE

Bicon dental implants can offer you the smile you have lost, or the smile you have always wanted. You may no longer be embarrassed in conversation or while smiling and laughing.

► EAT THE FOODS YOU ENJOY

With Bicon implants, you can eat lettuce, apples, steak, and even corn on the cob with confidence.

► INVEST IN A PERMANENT SOLUTION

Only a dental implant can permanently replace the root of a missing tooth. If a root is not replaced, bone loss will occur resulting in undesirable consequences such as the inability to place implants without bone grafting procedures. Bicon implants can eliminate the need for sticky denture adhesives, and even the need for dentures entirely.

► AVOID COMPROMISING YOUR HEALTHY TEETH

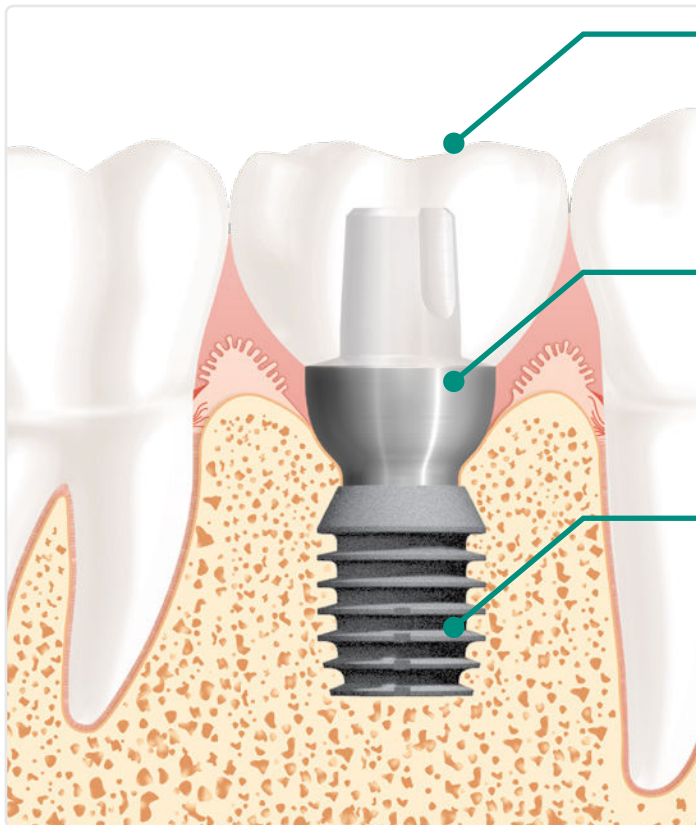
Unlike traditional bridge restoration techniques, Bicon implants eliminate the need for cutting down two healthy natural teeth to replace one missing tooth.

► ALTERNATIVES CAN OFTEN FAIL

Traditional crowns, bridges, and root canals often fail — necessitating additional dental care. Dental implants can offer a permanent solution, that will not decay.

BICON DENTAL IMPLANTS

If you are missing one or more teeth and wish to eat your favorite foods, increase your chewing ability, and improve your appearance, speech, and self-esteem, then you are a candidate for dental implants.



CROWN

After a period of healing, the crown is attached to the abutment. It can look and function like a natural tooth and match your surrounding teeth.

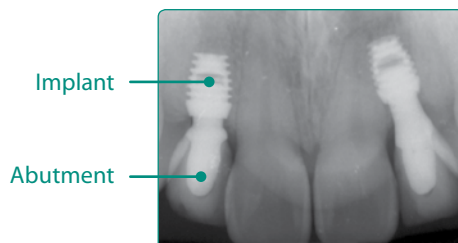
ABUTMENT

Acts as a base for the crown. Either inserted into the implant at the time of implant placement, or after a period of healing.

BICON DENTAL IMPLANT

Replaces the root of a missing tooth and acts as a base for the abutment and crown. Machined from surgical-grade titanium alloy (Ti-6Al-4V) to exacting specifications, the implant bonds with the surrounding natural bone.

THE BICON DENTAL IMPLANT SYSTEM offers distinct advantages unmatched by other systems. It's unique geometric design with a bacterially-sealed connection provides for clinical capabilities such as extra-orally cemented restorations, Integrated Abutment Crowns™ (IACs), and SHORT® Implants. The simplicity and elegance of the system is incomparable — only two parts!



BICON SHORT® IMPLANTS

What are the benefits of Bicon SHORT® Implants? What makes Bicon SHORT® Implants a better solution?

SAVE MONEY

Bicon SHORT® Implants can lower treatment costs by reducing or eliminating the need for surgical bone augmentation procedures.

SAVE TIME

Bicon SHORT® Implants can reduce dental appointments and overall treatment time since bone augmentation procedures typically require 6-9 months of healing before beginning implant treatment.

CLINICALLY PROVEN, LONG-TERM SOLUTION

Bicon SHORT® Implants are scientifically explained and clinically proven to provide a reliable and long-term solution. Unlike other short implants, Bicon SHORT® Implants have stood the test of time. They have been in continuous clinical use since 1985 — over three decades. Bicon SHORT® Implants can often be placed in areas where longer implants cannot be placed at all, due to minimal bone height.



Actual Size!

Bicon SHORT® Implant
(4.0 x 5.0mm)

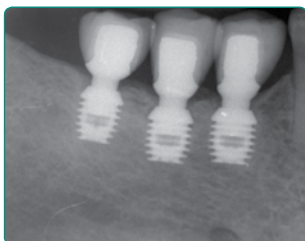


Actual Size!

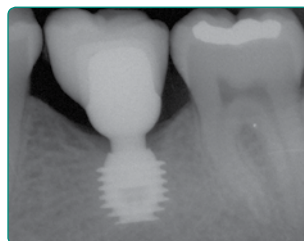
Bicon SHORT® Implant
(3.0 x 6.0mm)



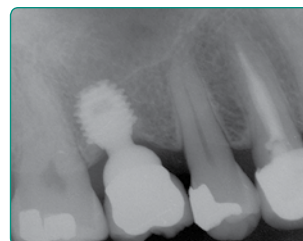
(Implants Above Are Not To Scale.)



4 Years



7 Years



12 Years



7 Years

SINGLE TOOTH MISSING

Clinical Situation



Even just a single missing tooth can make you uncomfortable when you laugh and smile. When there is a gap, your remaining teeth may shift and move to close the space.

Dental Implant



- ✓ No need to grind down healthy teeth
- ✓ Can look and function like a natural tooth

Three-Unit Bridge



- ✗ Requires grinding down of healthy teeth
- ✗ Needs to be anchored to neighboring teeth

MULTIPLE TEETH MISSING

Clinical Situation



When you have multiple missing teeth, you usually will have difficulty smiling and laughing with comfort. You may even have difficulty eating the foods you enjoy.

Dental Implants



- ✓ No need to grind down healthy teeth
- ✓ Can look and function like natural teeth

Removable Partial



- ✗ Uses clasps or other retainers
- ✗ Often uncomfortable and unsightly
- ✗ May involve grinding down healthy teeth

ALL TEETH MISSING

Clinical Situation



When all of your teeth are missing, there will definitely be problems in eating healthy foods. Due to loss of bone, the structure and shape of your face may even change.

Dental Implants



- ✓ Overdenture or fixed restoration can be securely attached to dental implants
- ✓ Stays in place even while eating

Denture with Adhesive



- ✗ Attached to your jaw with sticky adhesives that are messy and difficult
- ✗ Often uncomfortable and unsightly

“I have had numerous bridges and root canals that only lasted three to six years, with one only lasting one month. A dentist suggested dental implants but it was an expensive proposition, until a friend recommended the Bicon implant to me.

I am very pleased with my fifteen Bicon implants. They feel like my own teeth!”

— A. Mirakian

FREQUENTLY ASKED QUESTIONS

What is a dental implant?

The Bicon dental implant serves as the replacement for the root portion of a missing natural tooth. It is machined from surgical-grade titanium alloy (Ti-6Al-4V) to exacting specifications. A dentist places the implant into either the upper or lower jawbone. After a period of two to four months of healing, the implant integrates with the bone and becomes a secure anchor for a replacement tooth, or a fixed or removable prosthesis.

Am I a candidate for a dental implant?

If you are missing one or more teeth, then you are a candidate for a dental implant. Dental implants will allow you to smile, speak, and eat with confidence and comfort.

Can a Bicon implant be used as an alternative to root canal treatment?

YES! Not all teeth are good candidates for root canal treatment. Root-canal-treated teeth are susceptible to decay and fracture, while implants cannot decay and almost never break. Bicon implants are an excellent and prudent alternative to the root canal, post and core, crown lengthening, and crowning procedures. Often, the cost of saving a tooth with a variety of treatments can exceed the cost of the placement and restoration of a Bicon implant.

Is the implant ever rejected by the body?

The implant is machined from surgical-grade titanium alloy (Ti-6Al-4V), which is a biocompatible material. However, there is a slight possibility that it will not integrate with bone. If this were to occur, the implant would be replaced with another one. It is highly unlikely that the second implant would not integrate.

What if I smoke?

Smoking can inhibit proper healing of an implant. However, this does not prevent smokers from having implants successfully placed and restored. You should speak with your dentist for more specific information relating to your dental needs and the effects of smoking.



How much discomfort will I experience?

Minimal to none. While undergoing treatment, you will receive local anesthesia. (Some clinicians may choose to use other forms of anesthesia.) You may have mild post-surgical soreness for up to 72 hours. An over-the-counter pain reliever will alleviate the discomfort for most patients.

What will the appearance of my mouth look like during my treatment?

During treatment, your dentist will often be able to provide you with a temporary prosthesis that will have the look and feel that you need during this period of healing. With the Bicon implant, it is often possible to have a fixed transitional tooth immediately after the placement of the implant.

How much time is required to have an implant procedure?

A single dental implant placement is usually completed in less than an hour as an office procedure with local anesthesia. The implant is then allowed to heal with the bone for a minimum of eight weeks. If you have poor quality bone and bone-grafting procedures are necessary, the overall process can take up to 9 months or more. Your dentist will determine which surgical procedure is best for you.

How do I properly maintain the implant once treatment is completed?

Simply brush and floss it as though it were a natural tooth.

What is a bone graft?

A bone graft is a surgical procedure for adding height or width to a jawbone in order to increase its volume for the placement of an implant.

What is a sinus floor bone augmentation?

When an upper posterior tooth is lost, the floor of the maxillary sinus drops down into the space formerly occupied by the root of the lost tooth. In order to place an implant, it is often necessary to put the sinus floor back up to where it originally was by adding pure phase Beta-Tricalcium Phosphate, a synthetic bone substitute material. This procedure is called a sinus floor bone augmentation or it may also be called a sinus lift.

What is a ridge split?

After the loss of a tooth, the bone formerly around the tooth resorbs, often leaving a very narrow ridge of bone. In order to place an implant, the ridge of bone is split as though it were a piece of corrugated cardboard being expanded to provide a wider space between each side. For the upper jaw, this is accomplished at the same time that the implant is placed; however, for the lower jaw, it may require a second surgical visit three weeks later just prior to placement of the implant.

How much will it cost and does insurance cover implant treatment?

Costs may vary depending upon your individual treatment plan. Many insurances reimburse for dental implants; however, we recommend that you verify with your insurance about coverage and limitations. Detailed questions about your individual needs and how they relate to insurance should be discussed with your dentist and insurance provider.

How can I learn more about Bicon Dental Implants?

Please visit www.bicon.com.

“As a dental lab technician who has worked with many different implant systems, it made sense to me to replace my lost tooth with a Bicon dental implant. The procedure was done quickly with minimal discomfort, and without changing my daily routine.”

— J. Contreras

“I had the first of my eleven Bicon implants before any of my friends had ever heard of implants. If it were not for implants, I would have false teeth. The procedure is quick and relatively painless and no one has any idea that the teeth are not my own. Many of my implants replaced teeth that had already had a root canal. I would never have another root canal!”

— G. Stein



